

# FTA54+ Temp / rH BAT LRW

LoRaWAN® Outdoor sensor for relative humidity and temperature

**thermokon**<sup>®</sup>  
HOME OF SENSOR TECHNOLOGY

## Datasheet

Subject to technical alteration  
Issue date: 14.08.2024 • A140



### » APPLICATION

Outdoor-sensor for measuring humidity and temperature with LoRaWAN® interface.

### » TYPES AVAILABLE

#### Outdoor sensor – LRW

- FTA54+ BAT Temp\_rH LRW

### » SECURITY ADVICE – CAUTION



The installation and assembly of electrical equipment should only be performed by authorized personnel.

The product should only be used for the intended application. Unauthorised modifications are prohibited! The product must not be used in relation with any equipment that in case of a failure may threaten, directly or indirectly, human health or life or result in danger to human beings, animals or assets. Ensure all power is disconnected before installing. Do not connect to live/operating equipment.

Please comply with

- Local laws, health & safety regulations, technical standards and regulations
- Condition of the device at the time of installation, to ensure safe installation
- This data sheet and installation manual

### » PRODUCT TESTING AND CERTIFICATION



#### Declaration of conformity

The declaration of conformity of the products can be found on our website  
<https://www.thermokon.de/direct/en-gb/categories/fta54plus>

### » NOTES ON DISPOSAL



The crossed-out wheeled bin symbol indicates that the product or removable batteries must not be disposed of with household or commercial waste. Within the EU, you are legally obliged to dispose of the product separately and appropriately in accordance with the national laws of your country. Alternatively, please contact your supplier or Thermokon Sensortechnik GmbH. Further information can be found at: [www.thermokon.com](http://www.thermokon.com)

## » APPLICATION NOTICE FOR HUMIDITY SENSORS

At regular environmental condition, it is recommended to calibrate the sensor annually to check the compliance with the accuracy required in the application. The following conditions can damage the sensor element or lead in long term to loss of the specified accuracy:

- Mechanical stress
- Contamination (e.g. dust / fingerprints)
- Aggressive chemicals
- Ambient conditions (e.g. condensation on measuring element)



**Do not touch the sensor elements!**

**Re-calibration or exchange of the sensor element are not subject of the general warranty.**

## » USE ENCLOSURE WITH UV AND WEATHER RESISTANCE

After some time, outdoor mounted plastics can lose their color and quality. Therefore, all USE housings are made of special white polycarbonate (PC). The light-stable colorants and additives are used to achieve optimum protection of the polymer while maintaining color stability. The titanium dioxide used is specially developed for polycarbonate and offers excellent UV protection through the reflection of the entire light spectrum including the UV component by 340 nm. This effectively counteracts the otherwise occurring photochemical polymer degradation. The colors stay full for a long time without fading. The material is also resistant to cold and frost.

## » TECHNICAL DATA

Measuring values	temperature
Power supply	1-2x AA battery (1,5-3,6V)
Measuring range temperature	-20..+70 °C
Measuring range humidity	0..100% rH, non-condensing
Accuracy temperature	±0,4 K (typ. at 21 °C)
Accuracy humidity	±5% between 30..70% rH (typ. at 21 °C)
Enclosure	enclosure USE-M, PC, pure white
Protection	IP65 according to EN 60529
Ambient condition	-20..+70 °C, max. 85% rH short term condensation
Configuration	Thermokon USEapp, LoRaWAN® Downlink

### » LRW

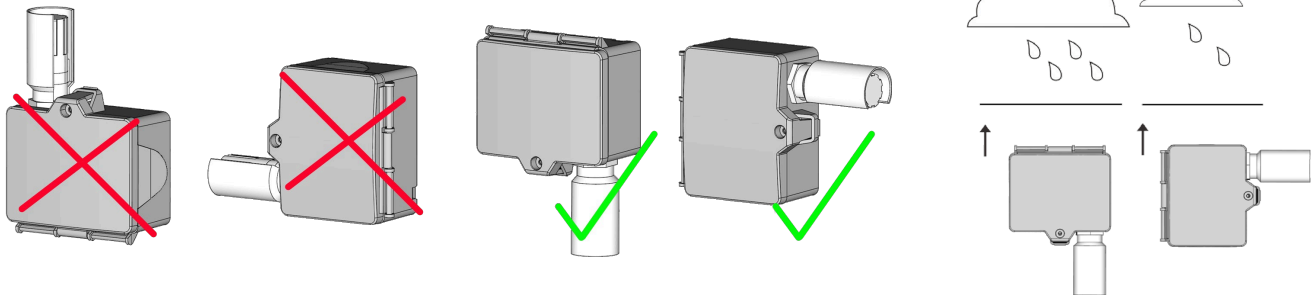
Radio technology	LoRaWAN®
LoRaWAN version	1.0.4
Device class	Class A
Frequency	EU868 (863-870 MHz)
Max. transmission power	+14 dBm (25 mW)
Receiver sensitivity	-137 dBm
Antenna	Internal send- / receiver antenna
LoRaWAN Features	Over the Air Activation (OTAA), Adaptive Data Rate (ADR)
Data transmission (configurable)	Configurable transmission interval, factory default value 5 min

» **MOUNTING ADVICES**

Avoid direct rain and contact during outdoor installation. Use sun or rain protection as required. The Cable entry is located at bottom or side of the enclosure. Set a loop if required so that precipitation can drain defined (i.e. cable routing). Observe permissible ambient condition.

False mounting orientation

Correct mounting orientation

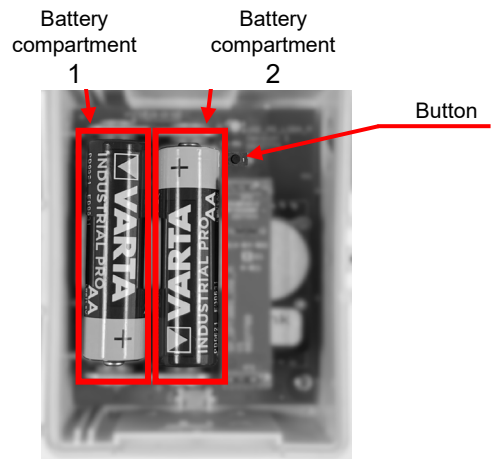


» **BATTERY INSTALLATION**

The FTA+ BAT LRW is powered by 1 or 2 inserted AA batteries. Using 2 batteries will increase the battery life.

Insert the batteries into the battery compartment as shown. (included in the scope of delivery)

When using a single battery, please use the battery compartment 1.



» **ADVICE FOR COMMISSIONING:**



The LoRaWAN credentials required for commissioning can be read out via the uConfig software or the LRWapp. On request, the LoRaWAN credentials can also be provided in digital form. For this purpose, please contact your respective contact person.




» **INFORMATION ABOUT LORAWAN SPECIFICATION**



The Thermokon LoRaWAN specification can be downloaded from our website.

## » CONFIGURATION

The configuration is performed in powered state. The following options are available for configuring the device:

Device connection	Micro-USB cable	Bluetooth radio	LoRaWAN® downlink
			
Configurations- software	PC/Notebook with uConfig software	Smartphone/Tablet with LRWApp	LoRaWAN Infrastructure

The configuration app with the corresponding instructions can be downloaded from the Google Play Store or the Apple App Store.

## » ADVICE FOR BLUETOOTH CONFIGURATION

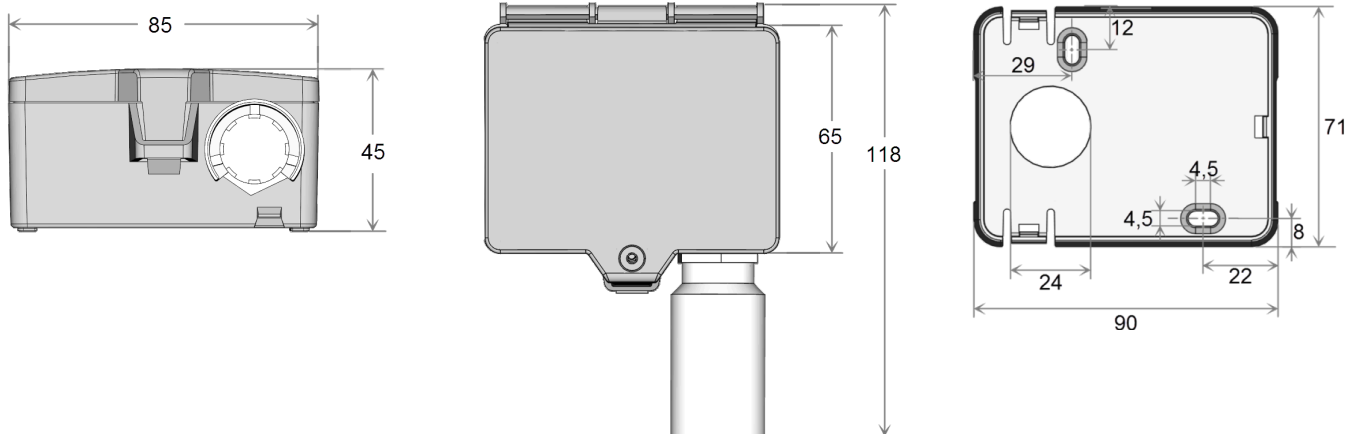


Press the button to start Bluetooth communication. After pressing the button, a connection can be established via the app within approx. 20 seconds. This is indicated by a flashing LED.

## » USER ADVICE

After a certain time, dirt in the air can collect on the filter and then adversely affect the operation of the sensor. Under normal ambient condition an annual maintenance is recommended. Rinse the filter after cleaning with distilled water and dry it using clean oil-free air or nitrogen. Extremely contaminated filters should be replaced. At extreme ambient conditions, e.g. corrosive gases, the humidity sensor may have to be changed.

## » DIMENSIONS (MM)



## » ACCESSORIES (INCLUDED IN DELIVERY)

Battery 1,5V AA  
 Rain protection  
 Mounting base  
 Mounting kit universal  
 • Cover screw + screw cover • 2 Rawlplugs • 2 Screws (countersunk head) • 2 Screws (rounded head)

Item No. 459099  
 Item No. 670715  
 Item No. 631228  
 Item No. 698511

## » ACCESSORIES (OPTIONAL)

Filter stainless steel, wire mesh  
 Battery ER14505 (Lithium 3,6V AA)

Item No. 231169  
 Item No. 759182