

VFG54+ (LCD) RS485 BACnet

Contact temperature sensor

thermokon[®]
HOME OF SENSOR TECHNOLOGY

Datasheet

Subject to technical alteration
Issue date: 08.02.2024 • A123




Illustration similar

» APPLICATION

Sensor with hinged lid enclosure USE for temperature measurement of pipes and round surfaces. Spring loaded brass contact sensor.

» TYPES AVAILABLE

Contact sensors temperature optional with display – active RS485 BACnet MS/TP

- VFG54+ (LCD) RS485 BACnet

» SECURITY ADVICE – CAUTION

The installation and assembly of electrical equipment should only be performed by authorized personnel.



The product should only be used for the intended application. Unauthorised modifications are prohibited! The product must not be used in relation with any equipment that in case of a failure may threaten, directly or indirectly, human health or life or result in danger to human beings, animals or assets. Ensure all power is disconnected before installing. Do not connect to live/operating equipment.

Please comply with

- Local laws, health & safety regulations, technical standards and regulations
- Condition of the device at the time of installation, to ensure safe installation
- This data sheet and installation manual

» PRODUCT TESTING AND CERTIFICATION



Declaration of conformity

The declaration of conformity of the products can be found on our website
<https://www.thermokon.de/direct/en-gb/categories/vfg54plus>

» NOTES ON DISPOSAL



The crossed-out wheelie bin symbol indicates that the product or removable batteries must not be disposed of with household or commercial waste. Within the EU, you are legally obliged to dispose of the product separately and appropriately in accordance with the national laws of your country. Alternatively, please contact your supplier or Thermokon Sensortechnik GmbH. Further information can be found at: www.thermokon.com

» BUILD-UP OF SELF-HEATING BY ELECTRICAL DISSIPATIVE POWER

Sensors with electronic components always have a dissipative power, which affects the temperature measurement of the ambient air. The dissipation in active temperature sensors shows a linear increase with rising operating voltage. This dissipative power has to be considered when measuring temperature. In case of a fixed operating voltage ($\pm 0,2$ V) this is normally done by adding or reducing a constant offset value.

Thermokon transducers can be operated with variable operating voltages. The transducers are set at the factory with a reference operating voltage of 24 V =.

At this voltage, the expected measuring error of the output signal will be the least. Other operating voltages, can cause a measurement deviation changing power loss of the sensor electronics.

A recalibration can be carried out directly on the unit or via a software variable (app or bus).

Remark: Occurring draught leads to a better carrying-off of dissipative power at the sensor. Thus temporally limited fluctuations might occur upon temperature measurement.

» USE ENCLOSURE WITH UV AND WEATHER RESISTANCE

After some time, outdoor mounted plastics can lose their color and quality. Therefore, all USE housings are made of special white polycarbonate (PC). The light-stable colorants and additives are used to achieve optimum protection of the polymer while maintaining color stability. The titanium dioxide used is specially developed for polycarbonate and offers excellent UV protection through the reflection of the entire light spectrum including the UV component by 340 nm. This effectively counteracts the otherwise occurring photochemical polymer degradation. The colors stay full for a long time without fading. The material is also resistant to cold and frost.

» TECHNICAL DATA

Measuring values	temperature	
Output voltage	0..10 V or 0..5 V, min load 10k Ω (live-zero configuration via Thermokon USEapp)	
Network technology	RS485 BACnet MS/TP, Fail-safe Biasing required	
Power supply	15..35 V = or 19..29 V ~ SELV <i>With alternating voltage, the correct polarity must be ensured</i>	
Power consumption	max. 2,3 W (24 V =) max. 4,3 VA (24 V ~)	
Output signal range temp. <i>*Scaling analogue output</i>	TRV TRA default setting: -20..+80 $^{\circ}$ C selectable from 8 temperature ranges -50..+50 -20..+80 -15..+35 -10..+120 0..+50 0..+100 0..+160 0..+250 $^{\circ}$ C, optionally configurable via Thermokon USEapp	
Operating temperature range <i>* Max. permissible operating temperature</i>	sensor pocket holder -35..+120 $^{\circ}$ C	enclosure electronic -20..+70 $^{\circ}$ C
Accuracy temperature	$\pm 0,5$ K (typ. at 21 $^{\circ}$ C)	
Display <i>*optional</i>	LCD 29x35 mm with RGB backlight	
Enclosure	enclosure USE-M, PC, pure white, cover PC, transparent, with removable cable entry	
Protection	IP65 according to EN 60529	
Cable entry	M25, for wire max. $\varnothing=7$ mm, seal insert for fourfold cable entry	
Connection electrical	Mainboard removable plug-in terminal, max. 2,5 mm 2	Plug-in card removable plug-in terminal, max. 1,5 mm 2
Pocket	stainless steel V2A, $\varnothing=6$ mm, L=25 mm	
Ambient condition	max. 85% rH short term condensation	
Mounting	installation possible in or across the direction of the pipe	

When several BUS devices are supplied by one 24 V AC voltage supply, it is to be ensured that all "positive" operating voltage input terminals (+) of the field devices are connected and all "negative" operating voltage input terminals (-) (=reference potential) are connected (in-phase connection of field devices).In the case of reversed polarity at one field device, a supply voltage short-circuit would be caused by that device.
The consequential short-circuit current flowing through this field my cause damage to it. Therefore, pay attention to correct wiring.

» CONFIGURATION



The Thermokon bluetooth dongle with micro-USB (Item No.: 668262) is required for communication between USEapp and USE-M / USE L products. Commercial bluetooth dongles are not compatible.



Application-specific reconfiguration of the devices can be carried out using the Thermokon USEapp. The configuration is carried out in the voltage-supplied state.



The configuration-app and the app description can be found in the Google Play Store or in the Apple App Store.

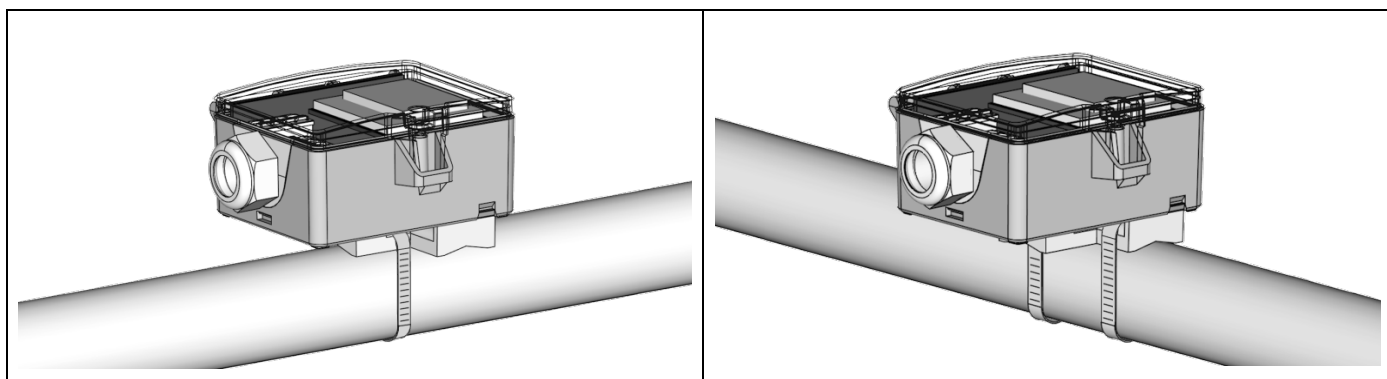
» APPLICATION NOTICE



The Bluetooth dongle snaps into the socket easily. When removing, please fix the plug-in card (option PCB) so that it is not unintentionally pulled out.

» MOUNTING ADVICES

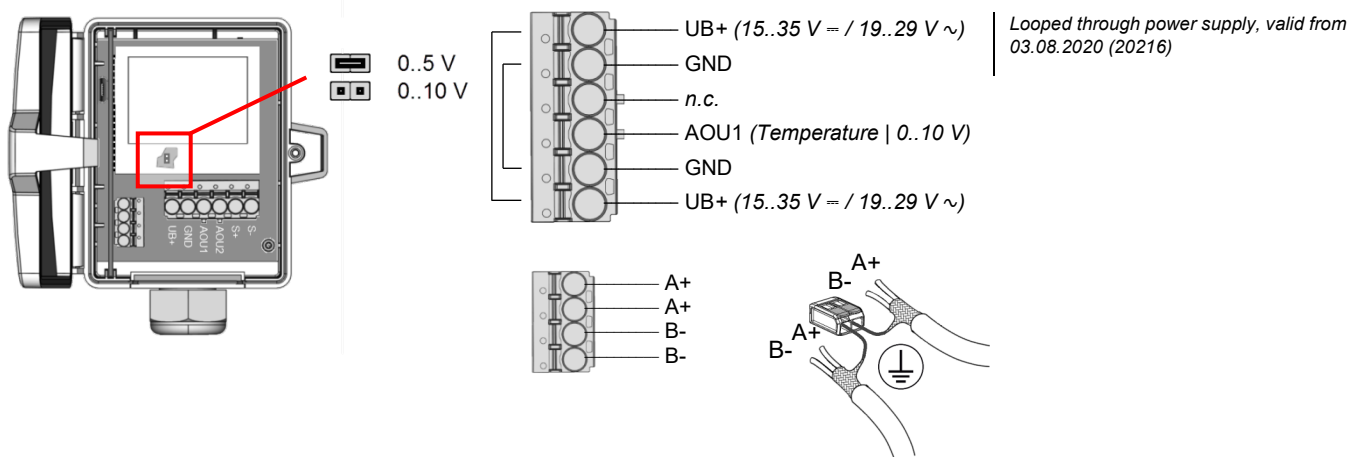
The device is fixed using the tightening strap. Use contact fluid for better heat transfer between sensor and measuring medium. To avoid permeation of condensate, mount the sensor on top of the tube, if possible. The installation is possible in or across the direction of the pipe.



» CONNECTION PLAN

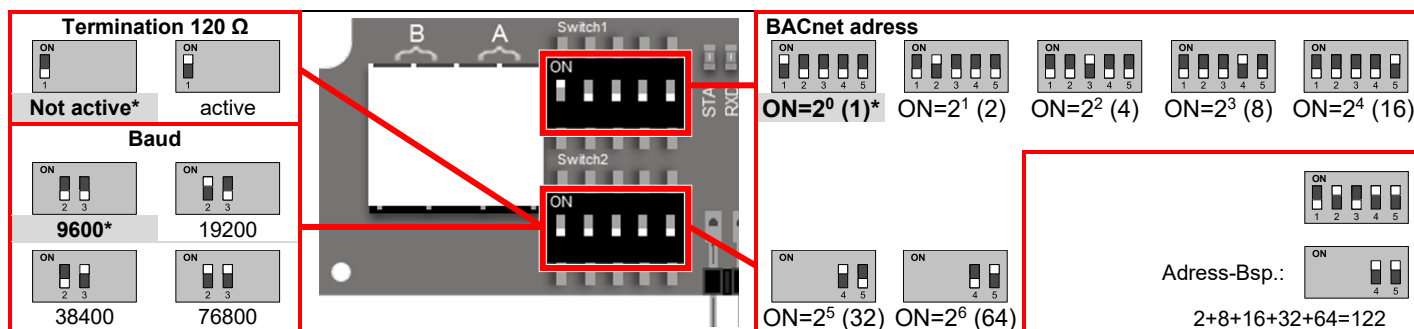
To change the output voltage range (default 0..10 V to 0.5 V) via jumper, the display must be removed from the board first. If the RS485 cable is looped through, connect both cable shields using the enclosed 2-pol. Connect terminal as shown.

VFG54+ (LCD) RS485



The BACnet address of the device is set binary coded in the range of 1 ... 127 via 7 dip-switches. (the address 0 is reserved and cannot be selected).

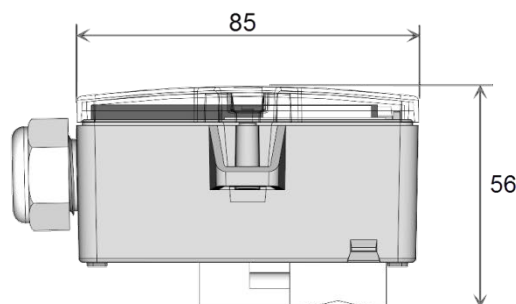
***factory default settings**



			Object AV-38 = 1 (Unit SI)		Object AV-38 = 2 (Unit Imperial)	
Address	Access	Description	COV increment / Unit		COV increment / Unit	
AI-0	R	Temperature 1	0..+250 °C	°C	0..+480 °F	°F



A detailed description of the BACnet interface can be found at the following link: [Download](#)



Mounting kit universal
• Cover screw + screw cover • 2 Rawlplugs • 2 Screws (countersunk head) • 2 Screws (rounded head)

Item No. 698511

Bluetooth dongle
RS485 Biasing Adapter
USB Interface RS485 (incl. driver CD)

Item No. 811378

Item No. 668293

Tension clamp for pipes Ø up to 110 mm with contact fluid
Tension clamp for pipes Ø up to 250 mm with contact fluid
Tightening strap PA for pipes Ø up to 100 mm with contact fluid
Cable entry M25 USE white, sealing insert 4x Ø=7 mm (4 pcs)

Item No. 648103

Item No. 668071

Item No. 641364