

LI65+ RS485 BACnet

Outdoor multi-sensor

thermokon[®]
HOME OF SENSOR TECHNOLOGY

Datasheet

Subject to technical alteration
Issue date: 09/05/2022 • A121



» APPLICATION

Outdoor sensor measuring light, temperature, humidity and atmospheric pressure typically used in lighting applications to optimise energy efficiency through lighting control. The device is designed for outdoor areas, greenhouses, warehouses or industrial halls. The device has an integrated ambient light sensor with precise optical filtering adapted to the human eye. Depending on the model, the sensor can be individually configured via Thermokon USEapp. Tool-free opening, closing and wiring as well as removable cable entries ensure quick and easy installation.

» TYPES AVAILABLE

Outdoor sensor light + temperature – active BUS

- Li65+ Temp RS485 BACnet MS/TP

Outdoor sensor light + temperature + humidity – active BUS

- Li65+ Temp_rH RS485 BACnet MS/TP

Outdoor sensor light + temperature + humidity + atmospheric pressure – active BUS

- Li65+ Temp_rH_hPa RS485 BACnet MS/TP

» SECURITY ADVICE – CAUTION

The installation and assembly of electrical equipment should only be performed by authorized personnel.



The product should only be used for the intended application. Unauthorised modifications are prohibited! The product must not be used in relation with any equipment that in case of a failure may threaten, directly or indirectly, human health or life or result in danger to human beings, animals or assets. Ensure all power is disconnected before installing. Do not connect to live/operating equipment.

Please comply with

- Local laws, health & safety regulations, technical standards and regulations
- Condition of the device at the time of installation, to ensure safe installation
- This data sheet and installation manual

» PRODUCT TESTING AND CERTIFICATION



Declaration of conformity

The declaration of conformity of the products are available on our website <https://www.thermokon.de/>.

» NOTES ON DISPOSAL



As a component of a large-scale fixed installation, Thermokon products are intended to be used permanently as part of a building or a structure at a pre-defined and dedicated location, hence the Waste Electrical and Electronic Act (WEEE) is not applicable. However, most of the products may contain valuable materials that should be recycled and not disposed of as domestic waste. Please note the relevant regulations for local disposal.

» BUILD-UP OF SELF-HEATING BY ELECTRICAL DISSIPATIVE POWER

Sensors with electronic components always have a dissipative power, which affects the temperature measurement of the ambient air. The dissipation in active temperature sensors shows a linear increase with rising operating voltage. This dissipative power has to be considered when measuring temperature. In case of a fixed operating voltage ($\pm 0,2$ V) this is normally done by adding or reducing a constant offset value.

Thermokon transducers can be operated with variable operating voltages. The transducers are set at the factory with a reference operating voltage of 24 V =.

At this voltage, the expected measuring error of the output signal will be the least. Other operating voltages, can cause a measurement deviation changing power loss of the sensor electronics.

A recalibration can be carried out directly on the unit or via a software variable (app or bus).

Remark: Occurring draught leads to a better carrying-off of dissipative power at the sensor. Thus temporally limited fluctuations might occur upon temperature measurement.

» APPLICATION NOTICE FOR HUMIDITY SENSORS

At regular environmental condition, it is recommended to calibrate the sensor annually to check the compliance with the accuracy required in the application. The following conditions can damage the sensor element or lead in long term to loss of the specified accuracy:

- Mechanical stress
- Contamination (e.g. dust / fingerprints)
- Aggressive chemicals
- Ambient conditions (e.g. condensation on measuring element)



Do not touch the sensor elements!

Re-calibration or exchange of the sensor element are not subject of the general warranty.

» USE ENCLOSURE WITH UV AND WEATHER RESISTANCE

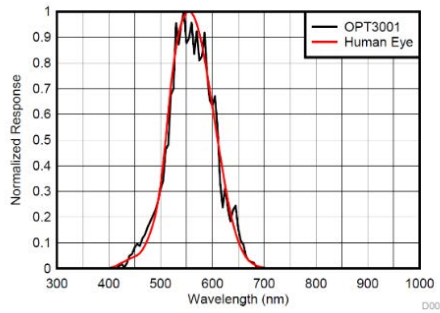
After some time, outdoor mounted plastics can lose their color and quality. Therefore, all USE housings are made of special white polycarbonate (PC). The light-stable colorants and additives are used to achieve optimum protection of the polymer while maintaining color stability. The titanium dioxide used is specially developed for polycarbonate and offers excellent UV protection through the reflection of the entire light spectrum including the UV component by 340 nm. This effectively counteracts the otherwise occurring photochemical polymer degradation. The colors stay full for a long time without fading. The material is also resistant to cold and frost.

» TECHNICAL DATA

Measuring values (type-dependent)	temperature, light, humidity, atmospheric pressure	
Output voltage	1..4x 0..10 V or 0..5 V (adjustable via jumper; live-zero configuration via Thermokon USEapp), min. load 10 k Ω	
Network technology	RS485 BACnet MS/TP	
Power supply	15..35 V = or 19..29 V ~	
Power consumption	typ. 0,6 W (24 V =) 1,5 VA (24 V ~)	
Measuring range temp.	adjustable at the transducer: 0..+200 +40..+140 -40..+160 0..100 °F, default setting: 0..+100 °F	
Measuring range humidity (type-dependent)	Temp_rH Temp_rH_hPa 0..100% rH non-condensing, (optional)	
Measuring range light	0..200 Lux 0..1000 Lux (default) 0..2 kLux 0..10 kLux 0..20 kLux 0..50 kLux, selectable at the device	
Measuring range atm. Pressure (type-dependent)	Temp_rH_hPa 500..1500 hPa, (optional)	
Accuracy temperature	$\pm 0,5$ K (typ. at 70 °F)	
Accuracy humidity	$\pm 2\%$ between 10..90% rH (typ. at 70 °F)	
Accuracy light	$\pm 5\%$ of measuring range	
Sensor	Ambient light sensor with precise optical filtering appropriate to the human eye	
Enclosure	enclosure USE-M, PC, pure white, cover PC, translucent	
Protection	IP65 according to EN 60529	
Cable entry	M25, for wire max. $\varnothing=0.28$ in., seal insert for fourfold cable entry	
Connection electrical	Mainboard removable plug-in terminal, max. 14AWG	Plug-in card removable plug-in terminal, max. 16AWG
Ambient condition	-22..+158 °F, max. 85% rH short term condensation	

» **Sensor Spectral Curve**

Spectral Response: The OPT3001 and Human Eye



» **CONFIGURATION**



The Thermokon bluetooth dongle with micro-USB (Item No.: 668262) is required for communication between USEapp and USE-M / USE L products. Commercial bluetooth dongles are not compatible.



Application-specific reconfiguration of the devices can be carried out using the Thermokon USEapp. The configuration is carried out in the voltage-supplied state.



The configuration-app and the app description can be found in the Google Play Store or in the Apple App Store.

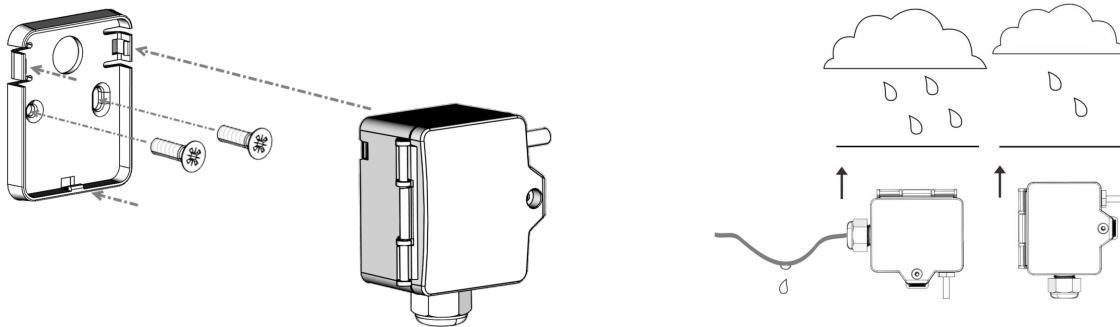
» **APPLICATION NOTICE**



The Bluetooth dongle snaps into the socket easily. When removing, please fix the plug-in card (option PCB) so that it is not unintentionally pulled out.

» **MOUNTING ADVICES**

In case of outdoor installation avoid direct rain and sun contact. Probably use sun respectively rain protection. Cable entry from bottom or side. For side cable routing set loop so that precipitation can drain defined. Observe permissible ambient condition.



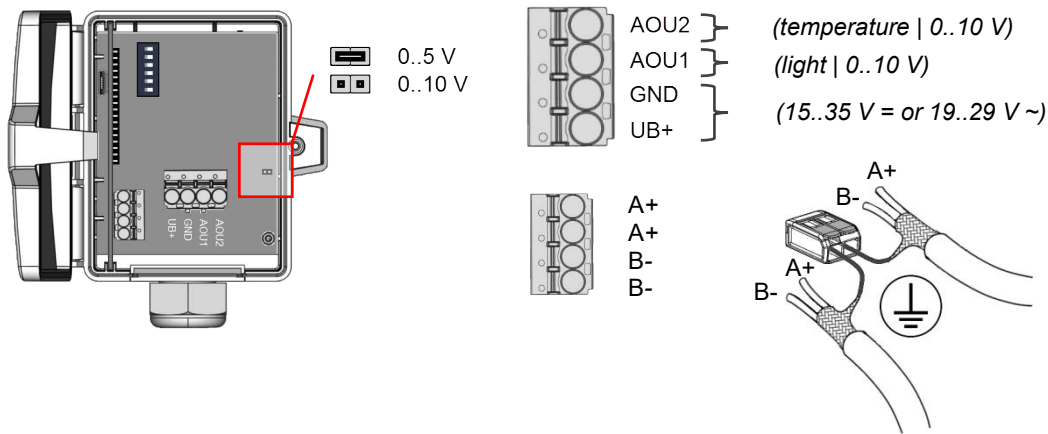
Regardless of the compass direction, the outdoor sensor should not be mounted in the following locations:

- on chimneys, under roofs, canopies or balconies
- in close proximity to an exhaust air opening
- above, below or next to windows and doors

» **CONNECTION PLAN**

If the RS485 cable is looped through, connect both cable shields using the enclosed 2-pol. Connect terminal as shown.

Li65+ **RS485 BACnet MS/TP**



» **DIPSWITCH CONFIGURATION MAINBOARD**

Measuring range light - DIP 1..3

<p>#0 (factory default) SI = 0..1 kLux IMP = 0..100 fc</p>	<p>#1 SI = 0..0,2 kLux IMP = 0..20 fc</p>
<p>#2 SI = 0..2 kLux IMP = 0..200 fc</p>	<p>#3 SI = 0..10 kLux IMP = 0..1000 fc</p>
<p>#4 SI = 0..20 kLux IMP = 0..2000 fc</p>	<p>#5 SI = 0..50 kLux IMP = 0..5000 fc</p>

Measuring range temperature - DIP 4,5

<p>#0 (factory default) SI = -20..+80 °C IMP = 0..+200 °F</p>	<p>#8 SI = 0..+50 °C IMP = +40..+140 °F</p>
<p>#16 SI = -40..+60 °C IMP = -40..+160 °F</p>	<p>#24 SI = -15..+35 °C IMP = 0..+100 °F</p>

System of units - DIP 6

<p>#0 (factory default) SI</p>	<p>#32 IMP</p>
---	---------------------------

» **DIP SWITCH CONFIGURATION (PLUG-IN CARD)**

The BACnet address of the device is set binary coded in the range of 1 ... 127 via 7 dip-switches. (the address 0 is reserved and cannot be selected).

***factory default settings**

The diagram shows a plug-in card with two switches labeled 'Switch1' and 'Switch2'. Red boxes highlight the configurations for Termination 120 Ω, Baud, and BACnet address. The BACnet address is calculated as 2+8+16+32+64=122.

Parameter	Switch 1	Switch 2	Switch 3	Switch 4	Switch 5	Switch 6	Switch 7
Termination 120 Ω	Not active*	active					
Baud	9600*	19200					
BACnet address	ON=2 ⁰ (1)*	ON=2 ¹ (2)	ON=2 ² (4)	ON=2 ³ (8)	ON=2 ⁴ (16)	ON=2 ⁵ (32)	ON=2 ⁶ (64)

Address-Bsp.: 2+8+16+32+64=122



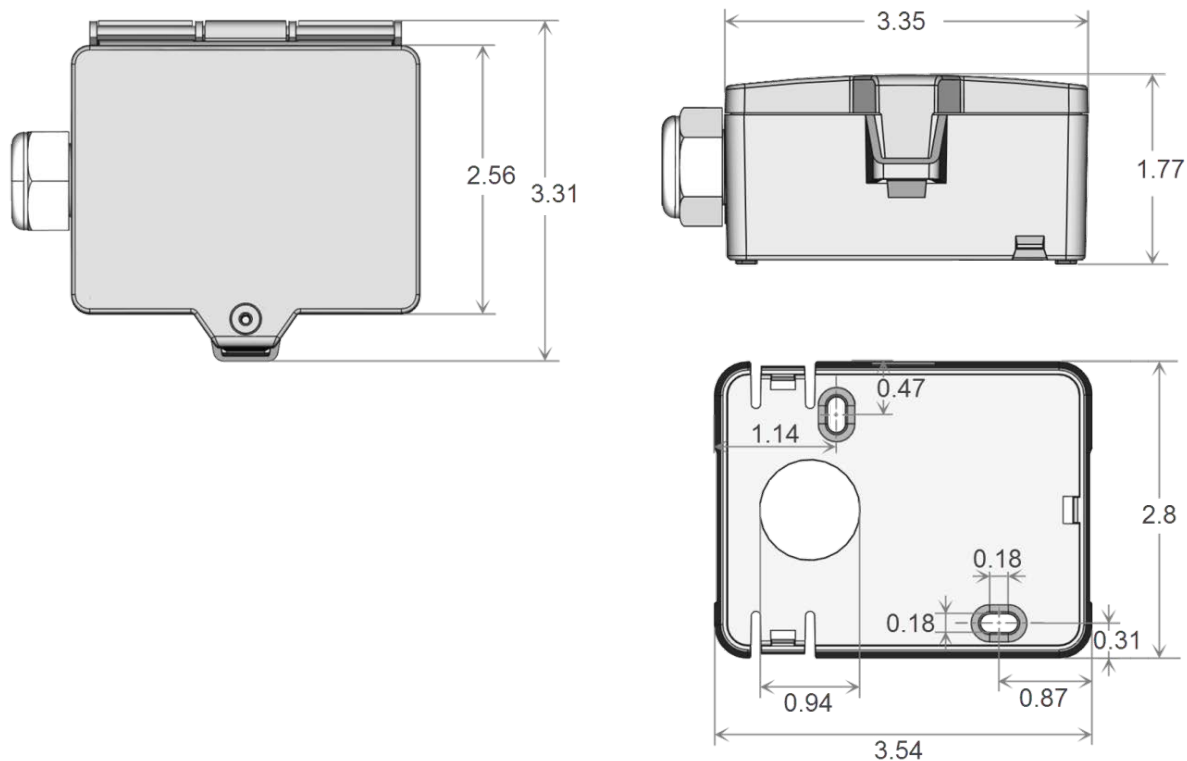
BACnet Objects, PICS and BIBBs:
USE-RS485 BACnet interface

A detailed description of the BACnet interface can be found at the following link: [Download](#)

Object	Access	Description	COV Increment	Unit
AI-1	R	Relative Humidity	0..100 %	%rF

Object	Access	Description	Object AV-38 = 1 (Unit SI)		Object AV-38 = 2 (Unit Imperial)	
			COV increment / Unit		COV increment / Unit	
AI-0	R	Temperature	0..+250	°C	0..+480	°F
AI-2	R	Absolute humidity	0..80	g/m ³	0..35	gr/ft ³
AI-3	R	Relative humidity	0..85	KJ/kg	0..40	BTU/lb
AI-4	R	Dew point	0..80	°C	0..200	°F
AI-12	R	Illumination	0..999.999	Lux	0..999.999	fc
AI-15	R	Atmospheric pressure	0..1200	hPa	0..1200	inWC

» DIMENSIONS (IN.)



» ACCESSORIES (INCLUDED IN DELIVERY)

Mounting base

Item No. 631228

Mounting kit universal

Item No. 698511

• Cover screw + screw cover • 2 Rawlplugs • 2 Screws (countersunk head) • 2 Screws (rounded head)

» ACCESSORIES (OPTIONAL)

Bluetooth dongle

Item No. 668262

Cable entry M25 USE white, sealing insert 4x $\varnothing=0.28$ in. (4 pcs)

Item No. 641364

RS485 Biasing Adapter

Item No. 811378