

» FTP+ RS485 Modbus

Room pendulum sensor for relative humidity and temperature

thermokon[®]
HOME OF SENSOR TECHNOLOGY

Datasheet

Subject to technical alteration
Issue date: 03.08.2020 • A110



» APPLICATION

Sensor for measuring humidity and temperature in outdoor areas. In delivery condition, the sensor is designed for measuring temperature and relative humidity. Alternatively the output can be set to absolute humidity, enthalpy or dew point (changeable via Thermokon USEapp). A mounting base for mounting on a level surface and fixing material are included in delivery.

» TYPES AVAILABLE

Room pendulum sensor temperature + humidity – BUS

FTP+ RS485 Modbus

» SECURITY ADVICE – CAUTION



The installation and assembly of electrical equipment should only be performed by authorized personnel.

The product should only be used for the intended application. Unauthorised modifications are prohibited! The product must not be used in relation with any equipment that in case of a failure may threaten, directly or indirectly, human health or life or result in danger to human beings, animals or assets. Ensure all power is disconnected before installing. Do not connect to live/operating equipment.

Please comply with

- Local laws, health & safety regulations, technical standards and regulations
- Condition of the device at the time of installation, to ensure safe installation
- This data sheet and installation manual

» NOTES ON DISPOSAL



As a component of a large-scale fixed installation, Thermokon products are intended to be used permanently as part of a building or a structure at a pre-defined and dedicated location, hence the Waste Electrical and Electronic Act (WEEE) is not applicable. However, most of the products may contain valuable materials that should be recycled and not disposed of as domestic waste. Please note the relevant regulations for local disposal.

» BUILD-UP OF SELF-HEATING BY ELECTRICAL DISSIPATIVE POWER

Temperature sensors with electronic components always have a dissipative power, which affects the temperature measurement of the ambient air. The dissipation in active temperature sensors shows a linear increase with rising operating voltage. This dissipative power has to be considered when measuring temperature. In case of a fixed operating voltage ($\pm 0,2$ V) this is normally done by adding or reducing a constant offset value. As Thermokon transducers work with a variable operating voltage, only one operating voltage can be taken into consideration, for reasons of production engineering. Transducers 0..10 V / 4..20 mA have a standard setting at an operating voltage of 24 V =. That means, that at this voltage, the expected measuring error of the output signal will be the least. For other operating voltages, the offset error will be increased by a changing power loss of the sensor electronics. If a re-calibration should become necessary later directly on the sensor, this can be done by means of a trimming potentiometer on the sensor board.

Remark: Occurring draft leads to a better carrying-off of dissipative power at the sensor. Thus temporally limited fluctuations might occur upon temperature measurement.

» APPLICATION NOTICE FOR HUMIDITY SENSORS

Refrain from touching the sensitive humidity sensor/element. Touching the sensitive surface will void warranty.

For standard environmental conditions re-calibration is recommended once a year to maintain the specified accuracy.

When exposed to high ambient temperature and/or high levels of humidity or presence of aggressive gases (i.e. chlorine, ozone, ammonia) the sensor element may be affected and re-calibration may be required sooner than specified. Re-calibration and deterioration of the humidity sensor due to environmental conditions are not subject of the general warranty.

» TECHNICAL DATA

Measuring values	temperature, humidity (humidity output configurable)	
Output voltage	2x 0..10 V or 0..5 V, min. load 10 k Ω (live-zero configuration via Thermokon USEapp)	
Network technology	RS485 Modbus, RTU, half-duplex, baud rate 9.600, 19.200, 38.400 or 57600, parity: none (2 stopbits), even or odd (1 stopbit)	
Power supply	15..35 V = or 19..29 V ~ SELV <i>With alternating voltage, the correct polarity must be ensured</i>	
Power consumption	max. 0,4 W (24 V =) 0,8 VA (24 V ~)	
Measuring range temp.	-20..+80 °C (default setting), optionally configurable via Thermokon USEapp	
Measuring range humidity	0..100% rH non-condensing, optionally configurable via Thermokon USEapp (enthalpy, absolute humidity, dew point)	
Accuracy temperature	$\pm 0,3$ K (typ. at 21 °C)	
Accuracy humidity	$\pm 2\%$ between 10..90% rH (typ. at 21 °C)	
Enclosure	enclosure USE-M, PC, pure white, with removable cable entry	
Protection	IP65 according to EN 60529	
Cable entry	M25 for cable max. $\varnothing=7$ mm, seal insert for fourfold cable entry	
Connection electrical	Mainboard removable plug-in terminal, max. 2,5 mm ²	Plug-in card removable plug-in terminal, max. 1,5 mm ²
Pipe	PA6, with stainless steel weight, black, $\varnothing=20$ mm, Length 210 mm	
Filter	stainless steel wire mesh	
Ambient condition	-20..+70 °C, short term condensation	

When several BUS devices are supplied by one 24 V AC voltage supply, it is to be ensured that all "positive" operating voltage input terminals (+) of the field devices are connected and all "negative" operating voltage input terminals (-) (=reference potential) are connected (in-phase connection of field devices). In the case of reversed polarity at one field device, a supply voltage short-circuit would be caused by that device.

The consequential short-circuit current flowing through this field may cause damage to it. Therefore, pay attention to correct wiring.

» PRODUKTPRÜFUNG UND-ZERTIFIZIERUNG



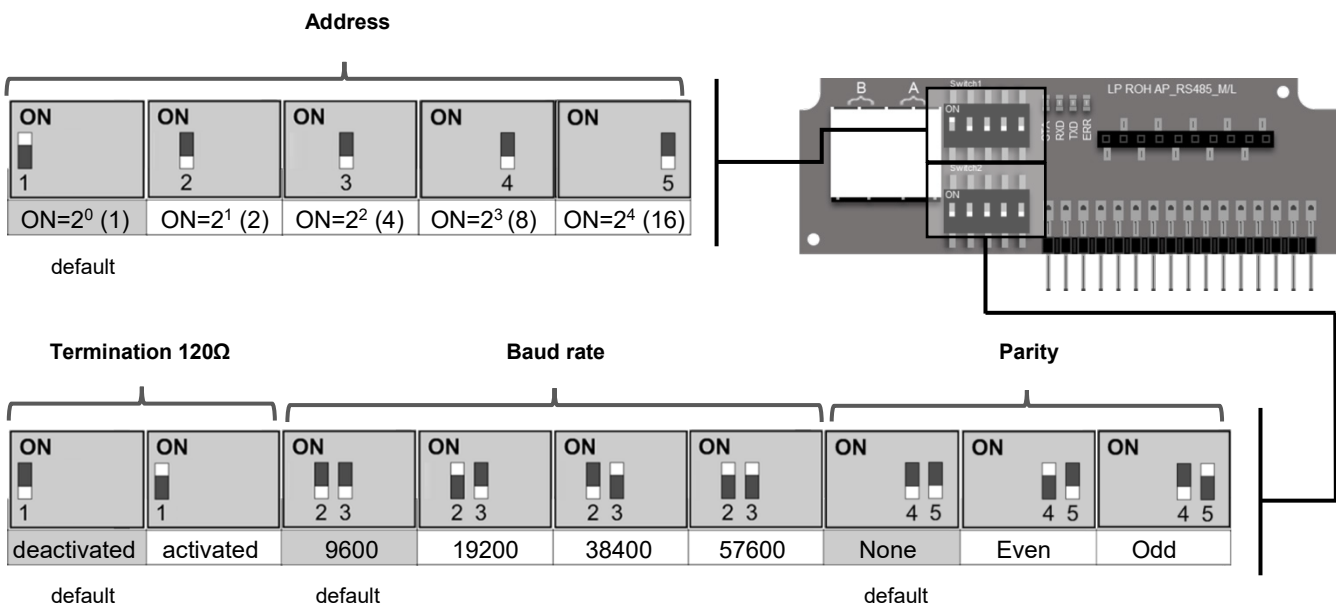
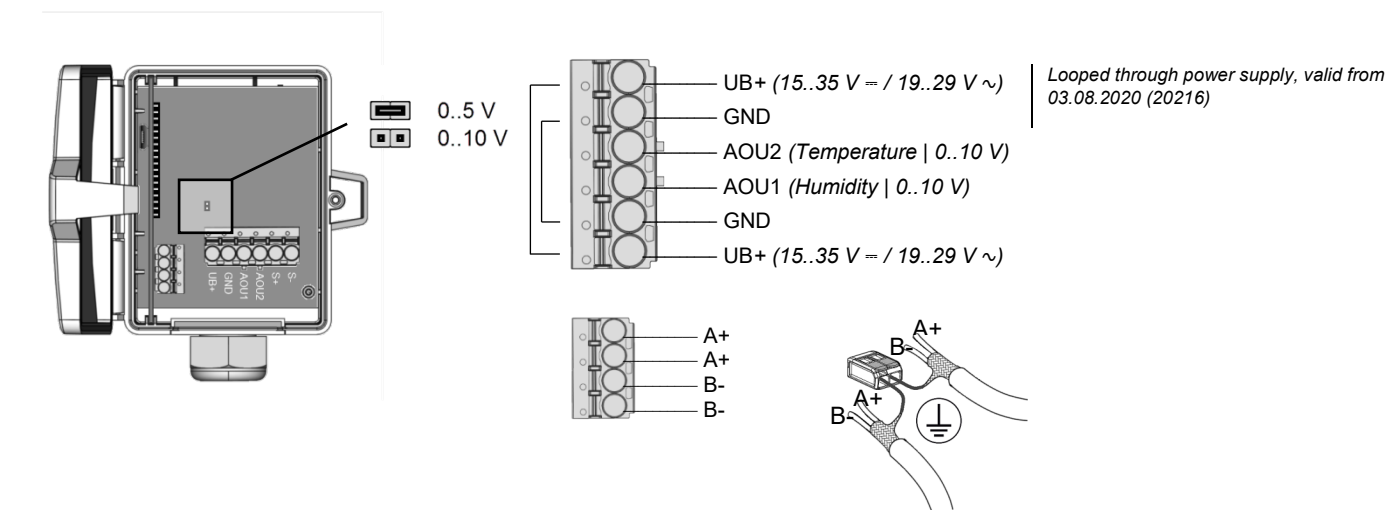
Konformitätserklärung

Erklärungen zur Konformität der Produkte finden Sie auf unserer Webseite <https://www.thermokon.de/>.

» CONNECTION PLAN

If the RS485 cable is looped through, connect both cable shields using the enclosed 2-pol. Connect terminal as shown.

FTP+ RS485



Address	Access	Description	Resolution / Unit	
1	R	relative humidity	0.1	%rF

Register 400 = 1 (Unit SI)

Address	Access	Description	Resolution / Unit	
0	R	Temperature	SI	0.1 °C
2	R	Absolute humidity	SI	0.01 g/m³
3	R	Enthalpy	SI	0.1 kJ/kg
4	R	Dew point	SI	0.1 °C

Register 400 = 2 (Unit Imperial)

Address	Access	Description	Resolution / Unit	
0	R	Temperature	Imperial	0.1 °F
2	R	Absolute humidity	Imperial	0.01 gr/ft³
3	R	Enthalpy	Imperial	0.1 BTU/lb
4	R	Dew point	Imperial	0.1 °F

The modbus address of the device is set in the range of 1 ... 31 (binary encoded) using a 5-pole DIP switch. With address 0 via DIP, an extended address range (32..247) is available via USEapp.

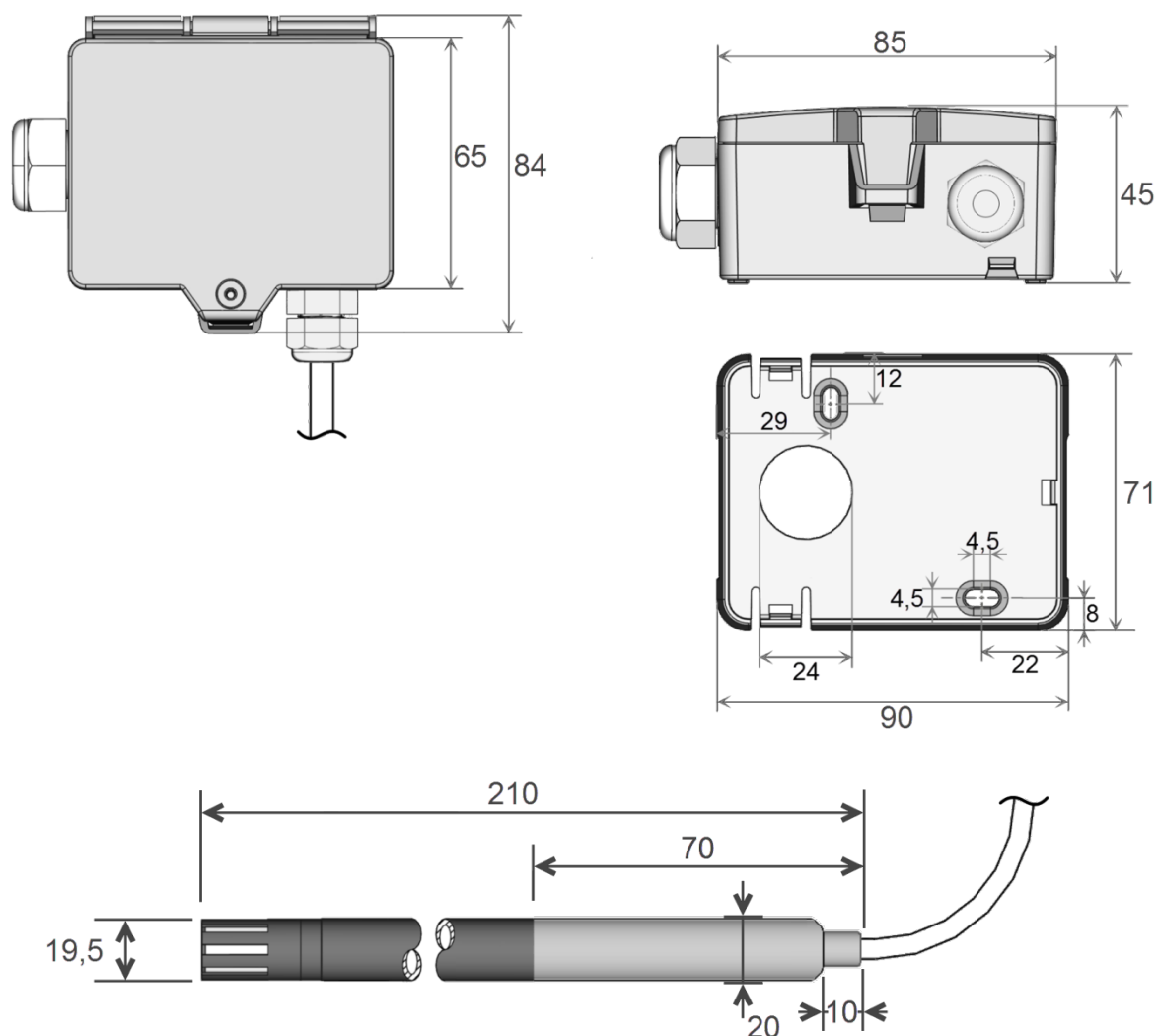


Modbus addresses:
USE-RS485 Modbus Interface

A detailed description of the Modbus addresses can be found under the following link:

→ [Download](#)

» **DIMENSIONS (MM)**



» **ACCESSORIES (INCLUDED IN DELIVERY)**

Mounting base

Mounting kit universal

• Cover screw + screw cover • 2 Rawplugs • 2 Screws (countersunk head) • 2 Screws (rounded head)

Item No. 631228

Item No. 698511

» **ACCESSORIES (OPTIONAL)**

Filter stainless steel, wire mesh

Item No. 231169